



Reception Curriculum Evening

Mrs Stoneman & Miss Williams

Monday 25th September 2017

6.30 pm





Curriculum Evening

- **Welcome and Evacuation Procedure**
- **Home-School Partnership**
- **Positive Behaviour**
- **Overview of Curriculum & Trips**
- **Phonics**
- **Spelling**
- **Reading**
- **Handwriting**
- **Maths**
- **Home Learning**
- **Routines – PPA cover, things to bring**
- **Questions**



Welcome & Evacuation Procedure

- Welcome & thank you
- Introductions
- In the event of an emergency, the alarm will sound and we will leave through the hall door, down the steps and over to the far side of the playground



A child educated only at school is an uneducated child. -George Santayana

"At the end of the day, the most overwhelming key to a child's success is the positive involvement of parents."

Jane D. Hull

No school can work well for children if parents and teachers do not act in partnership on behalf of the children's best interests

— Dorothy H Cohen —

Education is a shared commitment between dedicated teachers, motivated students and enthusiastic parents with high expectations.

Bob Beauprez



**Parent
+
Teacher**

**Educated
Child**



Home-School Partnership












- **Attendance & Punctuality**
 - Leave of Absence
- **General**
 - Food & Water bottles
 - Health & Medical Needs
 - Independence
- **Communication**
 - Messages
 - Appointments
- **Concerns**



Positive Behaviour

- **Zone Board & Golden Time**
- **Dojo Points**
- **Celebration Family Assembly**
 - **Star of the Week**
 - **Birthdays**
 - **Attendance**
 - **Awards from Home**



 <p>Bradley Pitt</p> <p>5</p>	 <p>Cameron Diaz</p> <p>3</p>	 <p>Daniel Craig</p> <p>1</p>	 <p>Denzel Washington</p> <p>1</p>	 <p>Halle Berry</p> <p>3</p>
 <p>Johnny Depp</p>	 <p>Matthew Damon</p> <p>3</p>	 <p>Megan Fox</p> <p>3</p>	 <p>Natalie Portman</p> <p>2</p>	 <p>Penelope Cruz</p> <p>2</p>
 <p>Scarlett Johansson</p> <p>3</p>				

Give Award to Boris



Positive

Negative



Teamwork



Helping others



Participation




Hard work



On Task



Persistence




Reception Curriculum Map

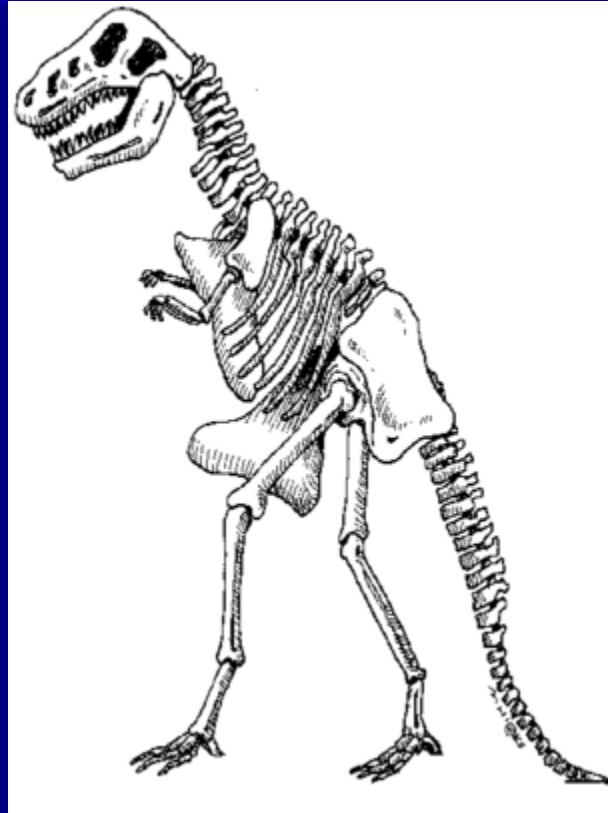
Damson Wood Infant and Nursery School Curriculum Map 2017 – Reception

	Autumn Term 1	Autumn Term 2	Spring Term 3	Spring Term 4	Summer Term 5	Summer Term 6
Learning Theme	Ahoy There!	We're Going on a Bear Hunt	Stones and Bones / Superheroes	Out of this World	You Are What You Eat	Spots and Stripes
On-going Learning	Linking letters to sounds (daily), handwriting, reading, writing, numbers, addition and subtraction, 2D and 3D shapes, measuring, outdoor games, Building Learning Power (BLP).					
This will also include:	<ul style="list-style-type: none"> 'The Night Pirates' story and activities Pirate role-play Pirate ship artwork and models Pirate themed games for Physical Development Fine Motor messy play Writing invitations for a pirate party Coins and money Forces – push, pull, float and sink Treasure hunt Morph facial animation (technology) 	<ul style="list-style-type: none"> Autumn, seasonal changes and nature trails 'We're Going on a Bear hunt' story and activities Sequencing stories- Talk for Writing Positional language Letter writing to Father Christmas Diwali lamps Making a bear mask Christmas Nativity and songs 	<ul style="list-style-type: none"> Dinosaur animations 'Roar' and 'The Dinosaur that pooped a planet' stories. Excavation and fossils Non-fiction – Dinosaurs Diet for a healthy dinosaur Bat and Ball games News writing Writing invitations to the dinosaur museum Writing speech bubbles and comic strips Costume design Secret messages Trap design for villains 	<ul style="list-style-type: none"> Planetarium Show Non-fiction: the solar System Designing and making rockets 'Whatever Next' story and role-play 2D and 3D shapes Messy 'alien' play PE: Astronaut fitness programme Technology – Beebots, cameras and video recorders Writing instructions Cookery - Moon biscuits 	<ul style="list-style-type: none"> 'Handa's Surprise' story and activities Traditional Tales – Talk for Writing 'The Little Red Hen' story and activities 'The Gingerbread Man' story and activities Cookery – fruit kebabs and gingerbread Ball skills How to keep clean and healthy Toothpaste experiment Recipes and non-fiction texts 	<ul style="list-style-type: none"> Zoo trip –recount Non fiction map making Caring for animals Visit from the vet Vet / pet shop role-play 'The Great Pet Sale' - money The Tiger That came to Tea Junk modelling Split-pin animals Animal features – camouflage and patterns Animal habitats Changes; including transition to KS1

Stunning Starters and Fabulous Finales



Stones and Bones



Out of this World



You are What You Eat




Superheroes



Spots and Stripes



Spots & Stripes: Twycross Zoo



Area of Learning and Development	Aspect
Prime Areas	
Personal, Social and Emotional Development	Making relationships
	Self-confidence and self-awareness
	Managing feelings and behaviour
Physical Development	Moving and handling
	Health and self-care
Communication and Language	Listening and attention
	Understanding
	Speaking
Specific areas	
Literacy	Reading
	Writing
Mathematics	Numbers
	Shape, space and measure
Understanding the World	People and communities
	The world
	Technology
Expressive Arts and Design	Exploring and using media and materials
	Being imaginative




A Day in the life of Reception

	Monday	Tuesday	Wednesday	Thursday	Friday
8.50-9.00	Registration	Registration	Registration	Registration	Registration
9.00-9.20	Assembly				Assembly
09.20-11.55	Understanding the World	Literacy (Guided Writing)	Mathematics	Expressive Arts and Design	Mathematics
12.00-1.15	Lunch				
1.15- 1.35	Phonics	Phonics	Phonics	Phonics	Phonics
1.15-2.45	Literacy Guided Reading Interventions	Literacy Guided Reading Interventions	Forest School or Physical Development	Literacy Guided Reading Interventions	Literacy Guided Reading Golden Time
2.45-3.00	Collective Worship (whole school)	Assembly	Collective Worship (classroom)	Collective Worship (classroom)	Story/Singing
3.00-3.15	Story/Singing	Story/Singing	Story/Singing	Story/Singing	



Phonics

- Phonics is all about sounds and it is the foundation of teaching reading in the UK.
- We follow the '**Letters and Sounds**' programme, which is a DfE document detailing the progression children should make through 'phases'.





- We use 'Phonics Play' as well as other published resources such as 'Jolly Phonics', 'LCP' and 'Read, Write Inc', to help us deliver our teaching of phonics in a fun and engaging manner.





Phase 1

- The first step on the phonics journey is to help children listen to the sounds in the environment and discriminate between them.





Phase 2 and Onwards

Children are taught the phonetic sounds first, then how to match them to letters, and finally how to use the letter sounds for reading and spelling. We call this **blending** and **segmenting**.



Phonemes and Graphemes

A **phoneme** is the smallest unit of sound in a word.

Graphemes are the letters that represent the sounds





How to say sounds

Saying the sound correctly with your child is extremely important

<http://www.balsallcommonprimary.co.uk/phonics>

The way we say a sound may well be different from when you were at school



We say the shortest form of the sounds



Phonemes are represented
by graphemes


Graphemes can consist of
one, two or more letters, ie
ch or sh



Tricky Words

Words which can not be sounded
out correctly


e.g. **the, to, no, go** and **I**




Emergent writing



b d c z o b o b
w e s c o z m





moth warning
PEETS A!!!





Reading

- Our expectations are that children will read regularly at home
- Books & diaries need to be brought in every day
- Every child will have two guided reading sessions per week and will take home the book that they have read during this session
- The children will visit the library once a week and borrow a book of their own choice.
- Phonics is taught daily and children will bring home a box with the phase that they are focusing on.
- E-books Oxford Owl - <https://www.oxfordowl.co.uk/for-home/>
- Don't forget bed time stories!
 - ITV Signed Stories
 - <http://www.signedstories.com/>
 - The Book Trust is excellent:
 - <http://www.booktrust.org.uk/books/children/#/d/books/bookfinder/>





Maths through Play

A child's daily life offers many practical opportunities to learn about number, shape, space and measure





Ways to help your child grasp mathematical concepts through play

- Sand and Water
 - Dough
- Imaginative Play
- Books and Rhymes
 - Physical Play
 - Nature
 - Language



Ways to help your child grasp mathematical concepts through real life experiences








Numicon



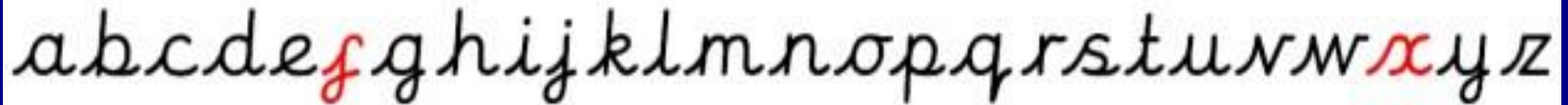


Numicon Activities



Cursive Handwriting

- We are working towards children using neat cursive handwriting in all books across all subject areas.
 - <http://www.cursivewriting.org/cursive-12-fonts.html>



abcdefghijklmnopqrstuvwxyz



abcdefghijklmnopqrstuvwxyz

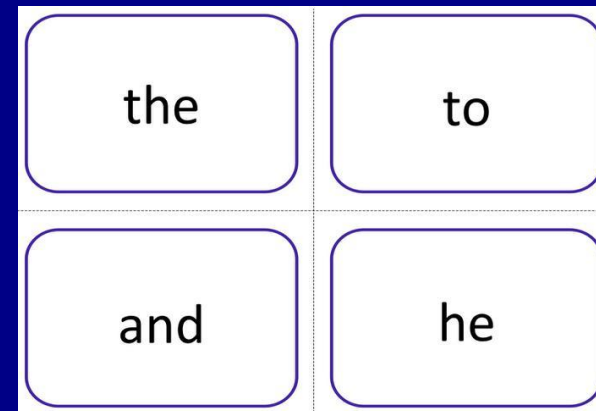
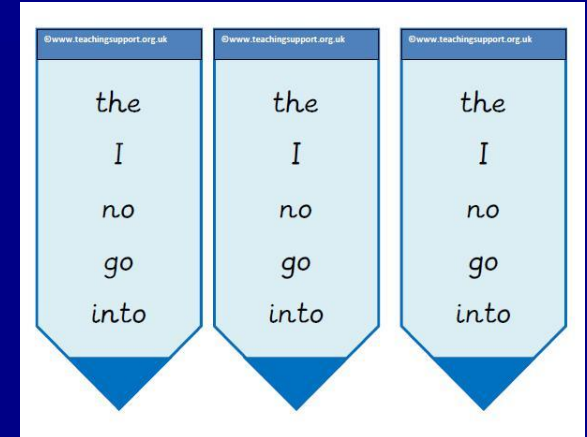
- Cursive script may not be appropriate for all children with additional needs – this can be discussed with Mrs Fitter if you are concerned.

Read Write Inc – 'sayings'



Helping your child at home

- Phonic boxes
- Handwriting
- Phase 2 decodable words
- Phase 2 tricky words book mark
- Reading



abcdefghijklmnopqrstuvwxyz

Homework



- Once a week
- Linked to theme, e.g. find out about pirate ships
- Open ended
- Marking

WOW Moments

- We are continuously looking for ways to celebrate your child's learning, development and achievement.
- This enables us to build a picture of your child's learning and development, and plan their next steps effectively.
- Simply jot down any new achievement such as putting on their own coat without any help, learning to take turns, to ride a bike, counting to a new number, writing their name on a birthday card for a relative or trying something for the first time.
- Please send in any 'wow' forms and we will celebrate them with the children, display them in class and then keep them as a record of their progress.



The image shows a yellow-bordered form with a decorative border of stars. At the top center, the word "WOW!" is written in a large, bold, yellow font. Below this, there are three horizontal lines for writing. To the right of the first line, the text "WOW moment is" is written in a small font. At the bottom left, there is a small box labeled "Date" and at the bottom right, a small box labeled "Signed".

A few things to remember

- Entrance procedures
- Water bottles
- PE Kits
- Wellington Boots
- Bookbags
- Names in clothes
- Returning books
- Earrings



QUESTIONS

?

